



Container Dimensions and Collection Vehicle Specifications

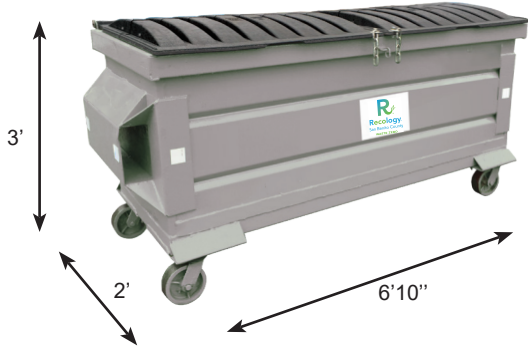
New development and alteration projects are subject to approval by Recology San Benito County (RSBC), the County of San Benito and/or the respective jurisdiction in which you are conducting business. Service locations for recycling, compost, and garbage are required to demonstrate compliance with California diversion mandates, adequate space to accommodate service needs, and to ensure the safety of those utilizing the service area.

831.636.7500

Recologysanbenito.com

Front Load Bins

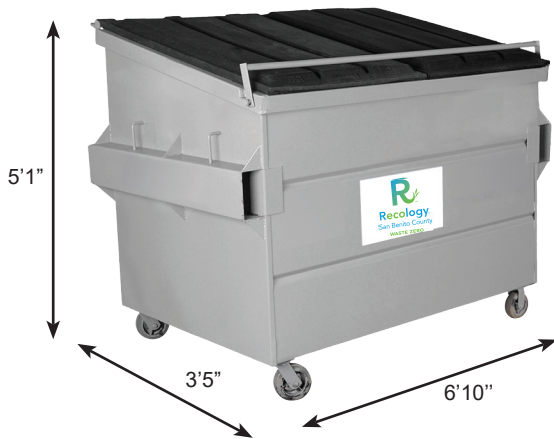
1-yard




2-yard




3-yard



4-yard



6-yard



8-yard



Dimensions may vary slightly. Measurements shown are exterior dimensions.
Not all bins are available with wheels.

Front-Loader




31'

(See box dimensions)



18'



12' Mirror to Mirror


14'

8'


Dimensions may vary slightly. Measurements shown are exterior dimensions.



Debris Boxes



40 Yard - Debris Box



20 Yard - Debris Box

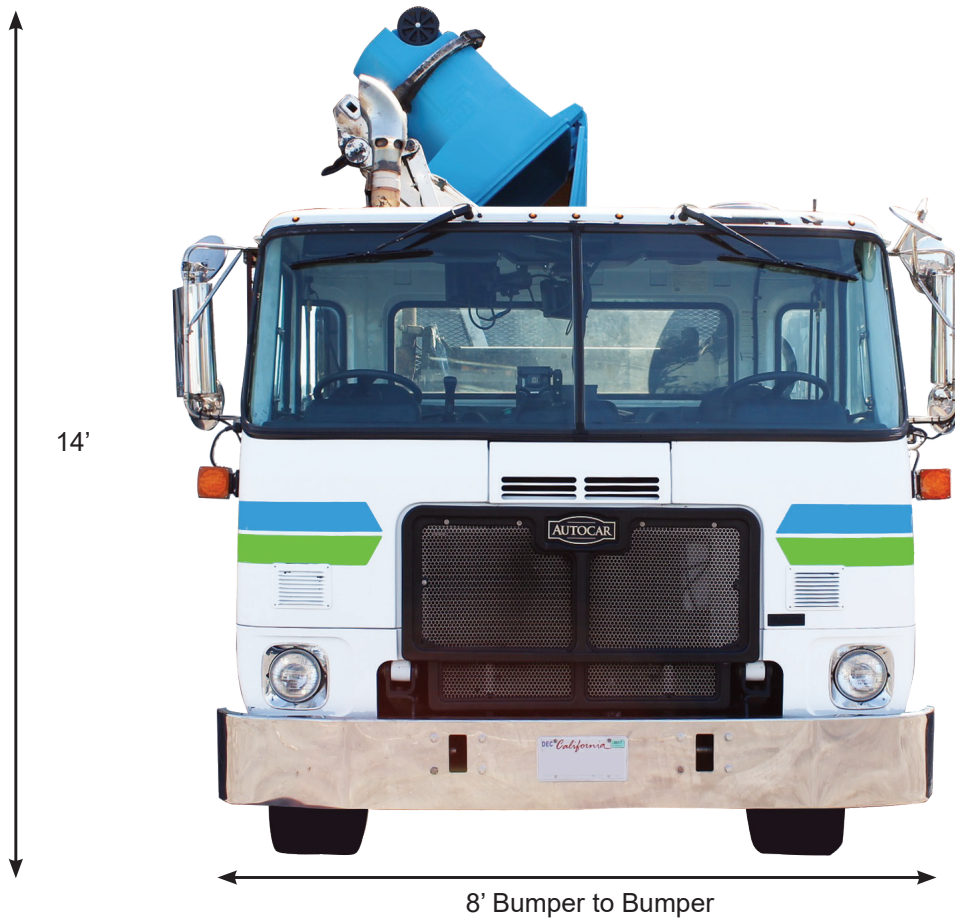

Dimensions may vary slightly. Measurements shown are exterior dimensions.

Roll-Off



Dimensions may vary slightly. Measurements shown are exterior dimensions.

Side-Loader



Dimensions may vary slightly. Measurements shown are exterior dimensions.

Plastic Carts



32 gallon



64 gallon



96 gallon

Dimensions may vary slightly. Measurements shown are exterior dimensions.